

Download Files From Your Group's About

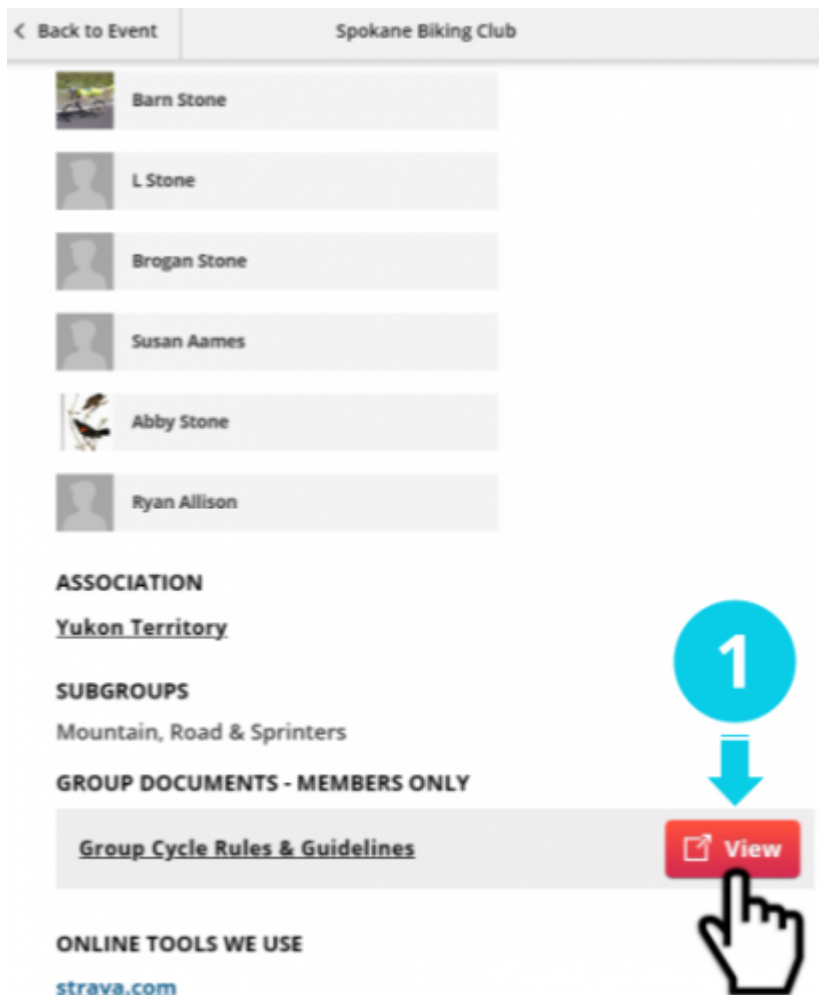
GroupWorks - How To

<https://app.groupworks.com/#/support/tutorials/163>

ON A WINDOWS COMPUTER

Step 1

On your Group's About page, view the file you want to save.



Step 1. On your Group's About page, view the file you want to save.

Step 2

Click the “Save” icon in the upper right corner.



When cycling in a group, it is important to follow certain rules to ensure safety and enjoyment for a popular sport and pastime with countless benefits for both physical and mental health.

Group cycling rules include:

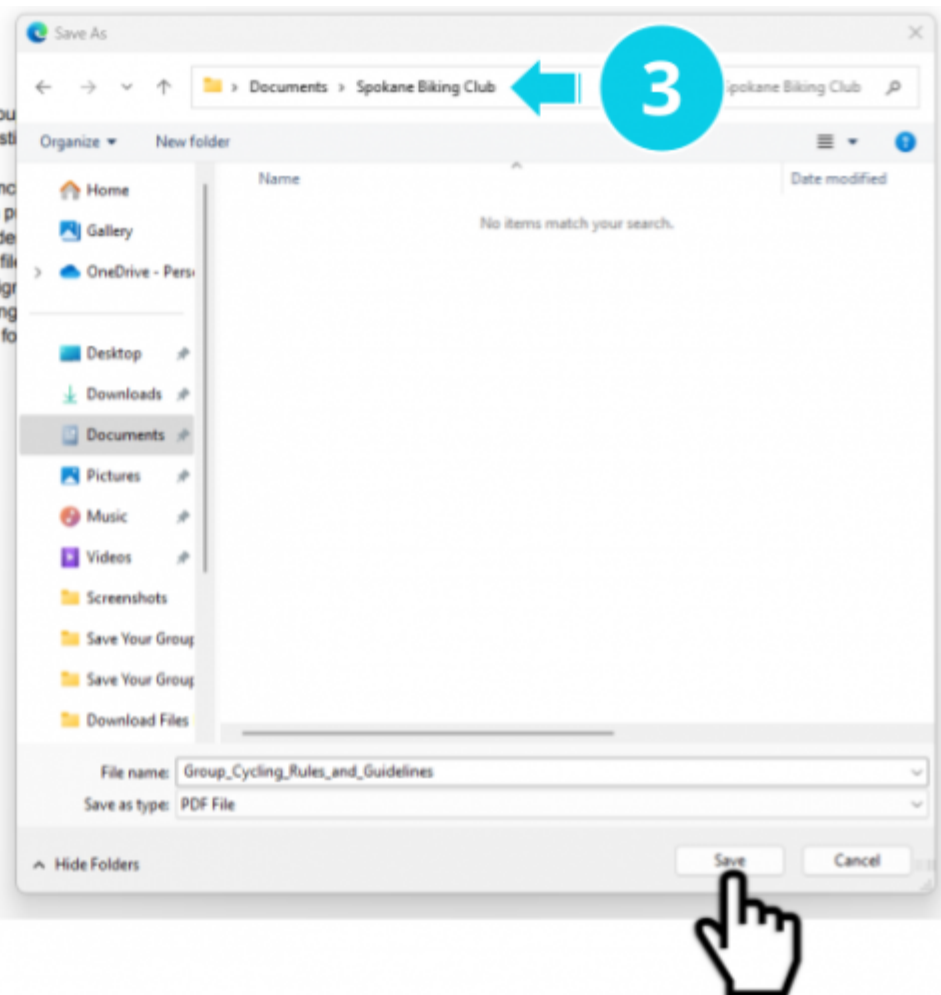
Step 2. Click the “Save” icon in the upper right corner.

Step 3

Navigate to where you want it to save on your device.

When cycling in a group
popular sport and past

- Group cycling rules include:
1. Maintaining a proper
 2. Avoiding sudden
 3. Riding single file
 4. Using hand signals
 5. Communicating
 6. Watching out for




Step 3. Navigate to where you want it to save on your device.


ON A MAC DEVICE


Step 1


On your Group's About page, view the file you want to save.


< Back to Event | Spokane Biking Club


 Barn Stone

 L Stone

 Brogan Stone

 Susan Aames


 Abby Stone

 Ryan Allison


ASSOCIATION
Yukon Territory

SUBGROUPS
Mountain, Road & Sprinters

GROUP DOCUMENTS - MEMBERS ONLY

Group Cycle Rules & Guidelines 

ONLINE TOOLS WE USE
[strava.com](https://www.strava.com)



Step 2

Click the Share button



Step 2. Click the Share button

Step 3

Select "Save to Files"



Step 3. Select "Save to Files"

Step 4

Navigate to where you want it to save on your device.



Step 4. Navigate to where you want it to save on your device.

RELATED HOW TO'S
[Preserve Your Group's Content & Files](#)